



CUMI
POWER TOOLS

PROFESSIONAL TOOLS

Product Catalogue 2021

COMPLETE PRODUCT RANGE



CPTC 110-1350W

Tile Cutter



CTC 125 SG

Tile Cutter



CTC 150

Tile Cutter



CTC 110 Plus

Tile Cutter



CAG 4-600

Angle Grinder



CPAG 4-720W RS

Angle Grinder



CPAG 4-850W RS

Angle Grinder



CPAG 4-1200W

Angle Grinder



CPAG 5-1200W RS

Angle Grinder



CPAG 7-2200W

Angle Grinder



CAG 180 Elite

Angle Grinder



CAG 230 Elite

Angle Grinder



CPID 013 - 710W FRVS

Impact Drill



CPDG 6-550W

Die Grinder



CCM 355 E

Chop Saw

TILE CUTTERS

Professional



Tile Cutter 110 mm **CPTC 110-1350 W**

Power Input	1350 Watts
Speed (No Load)	13500 RPM
Bore Diameter	20 mm
Diameter of Blade	110 mm
Cutting Depth	34 mm
Weight	2.9 kg



Tile Cutter 125 mm **CTC 125 SG**

Power Input	1350 Watts
Speed (No Load)	12000 RPM
Bore Diameter	20 mm
Diameter of Blade	125 mm
Cutting Depth	38 mm
Weight	2.9 kg

Heavy duty stone cutting

Medium & Light duty
Stone cutting



Tile Cutter 110 mm **CTC 110 Plus**

Power Input	1050 Watts
Speed (No Load)	12000 RPM
Bore Diameter	20 mm
Diameter of Blade	110 mm & 125 mm
Cutting Depth	34 mm / 38 mm
Weight	2.8 kg

Stone & Wood

Wood & Ply wood



CUMI PROFESSIONAL TILE CUTTER

CPTC 110-1350W

**Cutting
Made
Easy**




Professional Tool

Tile Cutter 110 mm CPTC 110-1350 W

Power Input	1350 Watts
Speed (No Load)	13500 RPM
Bore Diameter	20 mm
Diameter of Blade	110 mm
Cutting Depth	34 mm
Weight	2.9 kg

Features , Benefits , Advantages



Cuts hard granite upto 1" thickness in on pass. Saves on labour and earn more.



Non-stop pain free working. Earn more and finisher work fast.



Multiple shapes with just one machine. No extra machine required Saves more money



Compact tool for less operator fatigue.




2X less services required - saves time and money on maintenance.



Lock on button for one hand control.



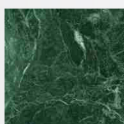
Perfect gear match - low noise & higher machine life. Saves more money.



Shock proof and value user's life.



Tile



Marble



Granite

Best value in class

ANGLE GRINDERS

Professional

Wood & Fabrication



Angle Grinder 100mm	CAG 4-600
Power Input	650 Watts
Speed (No Load)	11000 RPM
Bore Diameter	16 mm
Diameter of Wheel	100 mm
Spindle Thread	M 10
Weight	1.6 kg



Angle Grinder 100mm	CPAG 4-720W RS
Power Input	720 Watts
Speed (No Load)	12000 RPM
Bore Diameter	16 mm
Diameter of Wheel	100 mm
Spindle Thread	M 10
Weight	1.7 kg

Fabrication & Stone

Professional

Professional

Fabrication, Stone & Wall



Angle Grinder 100mm	CPAG 4-850W RS
Power Input	850 Watts
Speed (No Load)	11000 RPM
Bore Diameter	16 mm
Diameter of Wheel	100 mm
Spindle Thread	M 10
Weight	1.9 kg



Angle Grinder 100mm	CAPG 4-1200W RS
Power Input	1200 Watts
Speed (No Load)	11000 RPM
Bore Diameter	16 mm
Diameter of Wheel	100 mm
Spindle Thread	M 10
Weight	1.9 kg

Heavy Fabrication, Stone & wall

Professional

Professional

Heavy Fabrication, Stone & wall



Angle Grinder 125mm	CPAG 5-1200W RS
Power Input	1200 Watts
Speed (No Load)	11000 RPM
Bore Diameter	22.23 mm
Diameter of Wheel	125 mm
Spindle Thread	M 14
Weight	2.2 kg



Angle Grinder 180mm	CPAG 7-2200W
Power Input	2200 Watts
Speed (No Load)	8500 RPM
Bore Diameter	22.23 mm
Diameter of Wheel	180 mm
Spindle Thread	M 14
Weight	5 kg

Fabrication & Foundries

Professional

Professional

Heavy Fabrication, Stone & Foundries



Angle Grinder 180mm	CAG 180 Elite
Power Input	2400 Watts
Speed (No Load)	8500 RPM
Bore Diameter	22.23 mm
Diameter of Wheel	180 mm
Spindle Thread	M 14
Weight	5.2 kg



Angle Grinder 230mm	CAG 230 Elite
Power Input	2400 Watts
Speed (No Load)	6500 RPM
Bore Diameter	22.23 mm
Diameter of Wheel	230 mm
Spindle Thread	M 14
Weight	5.4 kg

Fabrication & Foundries

CUMI PROFESSIONAL ANGLE GRINDER

CPAG 4-720W RS

**Grinding
Cutting
Made
Easy**



Professional Tool

Angle Grinder 100mm

CPAG 4-720W RS

Power Input	720 Watts
Speed (No Load)	12000 RPM
Bore Diameter	16 mm
Diameter of Wheel	100 mm
Spindle Thread	M 10
Weight	1.7 kg

Features , Benefits , Advantages

HEAVY DUTY

Robust and powerful motor to cut and grind on metal , stone, wood polishing. Saves on labor time and earns more.

Small circumference in grip

Slim body for ease of handling Less operator fatigue and finishes work fast.



Powerful motor

Efficient motor with 25% increased torque for tough grinding and cutting without increase in heating.



Compact gear case

Allows usage in the tight and narrow areas Brings in flexibility.



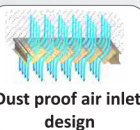
High quality armature

Made of 220deg pure copper. Good conductivity and less cost of service.



Industrial quality First grade bearings

Smooth transfer of power and 2X less service required. Saves time and money on maintenance.



Dust proof air inlet design

Innovative vent design ensures good internal air flow , prevents entry of dust and debris and Protects parts from dust, and damage Prolongs life of parts and saves money.



Superior grade of gears

Perfect match of gears, Low noise and prolonged machine life Reduced cost of maintenance and service.



METAL GRINDING METAL CUTTING

Best value in class

CUMI PROFESSIONAL ANGLE GRINDER

CPAG 4-850W RS

**Grinding
Cutting
Made
Easy**



Professional Tool

Angle Grinder 100mm

CPAG 4-850W RS

Power Input	850 Watts
Speed (No Load)	11000 RPM
Bore Diameter	16 mm
Diameter of Wheel	100 mm
Spindle Thread	M 10
Weight	1.9 kg

Features , Benefits , Advantages



Cuts and grinds hard steels and walls.
Saves on labor and earn more.



Allows usage in the tight and narrow areas,
brings in flexibility to grind.



Compact tool and less operator fatigue.



2X less service required - saves time and
money on maintenance.




Good internal air flow and protects parts
from dust, wear and damage, prolongs life
of parts and saves money.




Perfect gear match - low noise & prolonged
machine life. Money is saved.



Small circumference barrel grip for easy
handling – Earn more and finishes work fast.



Shock proof - we value your life.



METAL GRINDING



METAL CUTTING



BRICK WALL



CONCRETE WALL

Best value in class

CUMI PROFESSIONAL ANGLE GRINDER

CPAG 4- 1200RS

**Grinding
Cutting
Made
Easy**



Professional Tool

Angle Grinder 100mm

CAPG 4 - 1200WRS

Power Input	1200 Watts
Speed (No Load)	11000 RPM
Bore Diameter	16 mm
Diameter of Wheel	100 mm
Spindle Thread	M 10
Weight	1.9 kg

Features , Benefits , Advantages



Cuts and grinds hard steels and walls.
Saves on labor and earn more.



Allows usage in the tight and narrow areas,
brings in flexibility to grind.



Compact tool and less operator fatigue.



2X less service required - saves time and
money on maintenance.




Good internal air flow and protects parts
from dust, wear and damage, prolongs life
of parts and saves money.



Perfect gear match - low noise & prolonged
machine life. Money is saved.



Small circumference barrel grip for easy
handling – Earn more and finishes work fast.



Shock proof - we value your life.



METAL GRINDING



METAL CUTTING



BRICK WALL



CONCRETE WALL

Best value in class

CUMI PROFESSIONAL ANGLE GRINDER

CPAG 5-1200W RS

**Grinding
Cutting
Made
Easy**



Professional Tool

Angle Grinder 125mm

CPAG 5-1200W RS

Power Input	1200 Watts
Speed (No Load)	11000 RPM
Bore Diameter	22.23 mm
Diameter of Wheel	125 mm
Spindle Thread	M14
Weight	2.2 kg

Features , Benefits , Advantages



Xtra Powerful Motor

Cuts and grinds hard steels and walls.
Saves on labor and earn more.



Compact Gear Case

Allows usage in the tight and narrow areas,
brings in flexibility to grind.



Compact Tool Design

Compact tool and less operator fatigue.



Japanese industrial quality
1st. grade bearings

2X less service required - saves time and
money on maintenance.



Dust Proof Air
Inlet Design

Good internal air flow and protects parts
from dust, wear and damage, prolongs life
of parts and saves money.




Xtra Toughened Alloy
Honed Gears

Perfect gear match - low noise & prolonged
machine life. Money is saved.



Small Circumference

Small circumference barrel grip for easy
handling – Earn more and finishes work fast.



Double Insulation

Shock proof - we value your life.



METAL GRINDING



METAL CUTTING



BRICK WALL



CONCRETE WALL

Best value in class

CUMI PROFESSIONAL ANGLE GRINDER

CPAG 7-2200W

**Grinding
Cutting
Made
Easy**



Professional Tool

Angle Grinder 180mm

CPAG 7-2200W

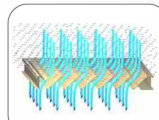
Power Input	2200 Watts
Speed (No Load)	8500 RPM
Bore Diameter	22.23 mm
Diameter of Wheel	180 mm
Spindle Thread	M14
Weight	5 kg

Features , Benefits , Advantages



Versatile tool

Powerful grinder engineered for applications in medium and heavy engineering, stone and construction. Multi purpose tool and best in class.



Air inlet design ensures good internal air flow, prevents entry of dust and debris and Protects parts from dust, and damage. Prolongs life of parts and saves money.



Xtra Powerful Motor

Robust and powerful motor, cuts and grinds on metal, stone. Productive and saves on labor time, earns more.



Perfect gear match for smoother rotation and high efficient transfer of energy. Reduced cost of maintenance and service.



Compact Tool Design

Ergonomically designed and lighter in weight. Ease of handling and less operator fatigue.



SOFT GRIP

The ergonomic rubber coated handle along with triple control switch provides ease of operation. Ease of holding and less operator fatigue.



Positioned to suit most cutting and grinding operations (90 degree left / right). Flexible to operate and finishes work faster.



Double sealed bearings, Smooth transfer of power and 2X less service required. Reduced cost of maintenance and service.



METAL GRINDING



METAL CUTTING



STONE CUTTING

Best value in class

CUMI PROFESSIONAL ANGLE GRINDER

CAG 180 ELITE

**Grinding
Cutting
Made
Easy**



Professional Tool

Angle Grinder 180mm

CAG 180 ELITE

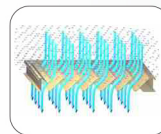
Power Input	2400 Watts
Speed (No Load)	8500 RPM
Bore Diameter	22.23 mm
Diameter of Wheel	180 mm
Spindle Thread	M14
Weight	5.2 kg

Features , Benefits , Advantages



Versatile tool

Powerful grinder engineered for applications in medium and heavy engineering, stone and construction. Multi purpose tool and best in class.



Air inlet design ensures good internal air flow, prevents entry of dust and debris and protects parts from dust, and damage. Prolongs life of parts and saves money.



Robust and powerful motor to cut and grind on metal, stone, wood polishing. Saves on labor time and earns more.



Perfect gear match for smoother rotation and high efficient transfer of energy. Reduced cost of maintenance and service.



Compact Tool Design

Ergonomically designed and lighter in weight. Ease of handling and less operator fatigue.




Triple control

Provides ease of operation and safety less operator fatigue and prevent from accidents



Low Vibration

Less operator fatigue and makes it possible to achieve higher material removal rate or better surface finish in the machined piece. Productive and saves on labor time and energy, earns more.



Double Insulation

Protects user from shock value user's life



METAL GRINDING



METAL CUTTING



STONE CUTTING

Best value in class

CUMI PROFESSIONAL ANGLE GRINDER

CAG 230 ELITE

**Grinding
Cutting
Made
Easy**



Professional Tool

Angle Grinder 180mm

CAG 230 ELITE

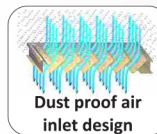
Power Input	2400 Watts
Speed (No Load)	6500 RPM
Bore Diameter	22.23 mm
Diameter of Wheel	230 mm
Spindle Thread	M 14
Weight	5.4 kg

Features , Benefits , Advantages



Versatile tool

Powerful grinder engineered for applications in medium and heavy engineering, stone and construction. Multi purpose tool and best in class.



Dust proof air inlet design

Air inlet design ensures good internal air flow, prevents entry of dust and debris and protects parts from dust, and damage. Prolongs life of parts and saves money.

HEAVY DUTY

Robust and powerful motor to cut and grind on metal , stone, wood polishing. Saves on labor time and earns more.



Perfect gear match for smoother rotation and high efficient transfer of energy. Reduced cost of maintenance and service.



Compact Tool Design

Ergonomically designed and lighter in weight. Ease of handling and less operator fatigue.




Triple control

Provides ease of operation and safety less operator fatigue and prevent from accidents



Low Vibration

Less operator fatigue and makes it possible to achieve higher material removal rate or better surface finish in the machined piece. Productive and saves on labor time and energy, earns more.



Double Insulation

Protects user from shock value user's life



METAL GRINDING



METAL CUTTING



STONE CUTTING

Best value in class

CHOPSAW, IMPACT DRILL & DIE GRINDER

Professional



FREE
CB SET

Chop Saw	CCM 355 E
Power Input	2300 Watts
Speed (No Load)	3800 RPM
Diameter of wheel	355 mm
Bore Diameter	25.4
Max. Cutting Size	
-Bar Steel	25 mm
-Pipe	100 mm
-Shaped Steel	95 X 110 mm
Size of Base Plate	470 X 280 mm
Weight	16.5 Kg

Professional



Free
CB Set

Impact Drill 13 mm	CPID 013 - 710W FRVS
Power Input	710 Watts
Speed (No Load)	0 - 2800 RPM
Max. Drill Diameter	
- Masonry	13 mm
- Steel	13 mm
- Wood	25 mm
Max. Impact Rate	44,000 bpm
Spindle Thread	1.2" - 20 UNF
Weight	1.9 kg



Die Grinder 6 mm	CPDG 6-550 W
Power Input	550 Watts
Speed (No Load)	27000 RPM
Diameter of Wheel	25 mm max
Collet Diameter	6 mm
Weight	1.7 kg



CUMI PROFESSIONAL IMPACT DRILL

CPID 013-710W FRVS

**DRILLING
MADE
EASY**



Professional Tool

Free
CB Set

Impact Drill 13 mm

CPID 013 - 710W FRVS

Power Input	710 Watts
Speed (No Load)	0 - 2800 RPM
Max. Drill Diameter	
- Masonry	13 mm
- Steel	13 mm
- Wood	25 mm
Max. Impact Rate	44,000 bpm
Spindle Thread	1.2" - 20 UNF
Weight	1.9 kg

Features , Benefits , Advantages



Xtra Powerful Motor

Robust and powerful motor to pierce on metal, stone, wood and plastics. Saves on labor time and earns more.



Clock wise and anti clock wise rotation for inserting and removing screws. Saves money and time as a multi purpose tool.



Ergonomic tool

Convenient for single hand operation and usage. Light in weight and easy to handle.



SOFT GRIP

Provides anti slip and comfortable grip for users. Ease of handling and finishes work faster.



VARIABLE SPEED

Precise speed adjustment with trigger type switch control. Prevents any damage of surfaces during operation.



Withstands shock and impact during operation. Reduced cost of maintenance and service.




SPEED SELECTION

Pre set speed selection and adjustment to suit different work materials and optimised speed for drilling.



Smooth transfer of power and 2X less service required reduced cost of maintenance and service



STEEL DRILLING



WALL DRILLING



WOOD DRILLING

Best value in class

CUMI PROFESSIONAL CHOPSAW MACHINE

CCM 355E

**Cutting
Made
Easy**



Professional Tool

Chop Saw	CCM 355 E
Power Input	2300 Watts
Speed (No Load)	3800 RPM
Diameter of wheel	355 mm
Bore Diameter	25.4
Max. Cutting Size	
-Bar Steel	25 mm
-Pipe	100 mm
-Shaped Steel	95 X 110 mm
Size of Base Plate	470 X 280 mm
Weight	16.5 Kg

Features , Benefits , Advantages



Powerful Motor, Robust and powerful 2300W motor for greater durability. Saves on labor time and earns more.



Industrial quality bearings, Smooth transfer of power and 2X less service required. Reduced cost of maintenance and service.



Integrated Top Handle, Ergonomically designed. Ease of handling and less operator fatigue.



Xtra Toughened Helical Gear, Low noise & higher machine life. Reduced cost of maintenance and service.



Good heat dissipation, Sufficient internal circulation of air and aluminium body housing, Enhanced life of armature and stator



Heavy Duty Guard, Maximum User Protection. Value user's life.



Small circumference in grip, Compactness and ease of handling, Finishes work fast.



Spindle Lock, Quick & easy change of wheel, Saves on labor time and finishes work faster.



Etti Enterprises

+91 89255 11719
reach2e@ettigroup.com
www.ettigroup.com

Door No. 306 / 4, Sri Sai Nivas,
Nedunkundram Main Road,
Kolapakkam Village,
Kanchipuram Dist. - 600 048



CUMI

CARBORUNDUM UNIVERSAL LIMITED

3rd Floor, 'Parry House', 43 Moore Street, Chennai 600 001, India. Fax: +91-44-3000 6191

www.cumiabrasives.com

BRANCHES OFFICES :

AHMEDABAD
PH : 8690485284 / 8905873845
DELHI
PH : 011 - 30901910 / 30901921
MUMBAI
PH : 022 - 31920223 / 225

BANGALORE
PH : 080 - 30770660 / 30770601
HYDERABAD
PH : 040 - 27899961 / 30523234
PUNE
PH : 9579637887

CHENNAI
PH : 8939542489 / 8939542490
KOLKATTA
PH : 033 - 30238063 / 64

COCHIN
PH : 0484 - 3023501 / 502
LUDHIANA
PH : 0161 - 3028415

VER - 1.1

